


SAMSUNG

Wind-Free™ Comfort



**Intelligent cooling.
No cold drafts.**

samsung.com/wind-free



Introducing the Samsung Wind-Free™ Comfort

The Samsung Wind-Free™ range keeps you comfortably cool without any cold drafts. It provides intelligent home climate comfort thanks to smart controls that adapt to your personal preferences, automatically maintaining optimal conditions.



Wind-Free™ Cooling

Wind-Free™ technology enhances your indoor comfort by using thousands of micro-holes to disperse fresh air uniformly without any unpleasant blasts of cold wind. In Wind-Free™ mode, air is spread softly and silently, creating a 'Still Air' environment¹ that provides you total well-being day and night.



Smart Operation

AI Auto Comfort² introduces you to an intelligent way of living. It analyses your room conditions and usage patterns³, and then automatically adjusts the temperature. Temperatures can also be managed remotely using the SmartThings App⁴. Turning it on and off, selecting the cooling mode or scheduling its operation is just one touch away.



Energy Efficiency

Samsung's compressor with Digital Inverter Boost technology helps you to save on energy consumption. Its strong neodymium magnets and muffler increase efficiency, cooling quickly without wasting energy, while keeping vibrations and noise levels to a minimum. When cooling, the compressor optimises power usage which allows to minimise energy consumption.

¹ASHRAE (American Society of Heating, Refrigerating, and Air-Conditioning Engineers) defines "Still Air" as air currents at speeds below 0.15m/s which lacks the presence of cold drafts.

²A Wi-Fi connection and Samsung SmartThings application account are required. ³Stores user data, preferences and usage patterns to suggest the most useful options.

⁴Available on Android and iOS devices. A Wi-Fi connection and Samsung SmartThings application account are required.



Step 1

The front panel opens, and Fast Cooling mode cools the room quickly from corner to corner.



Step 2

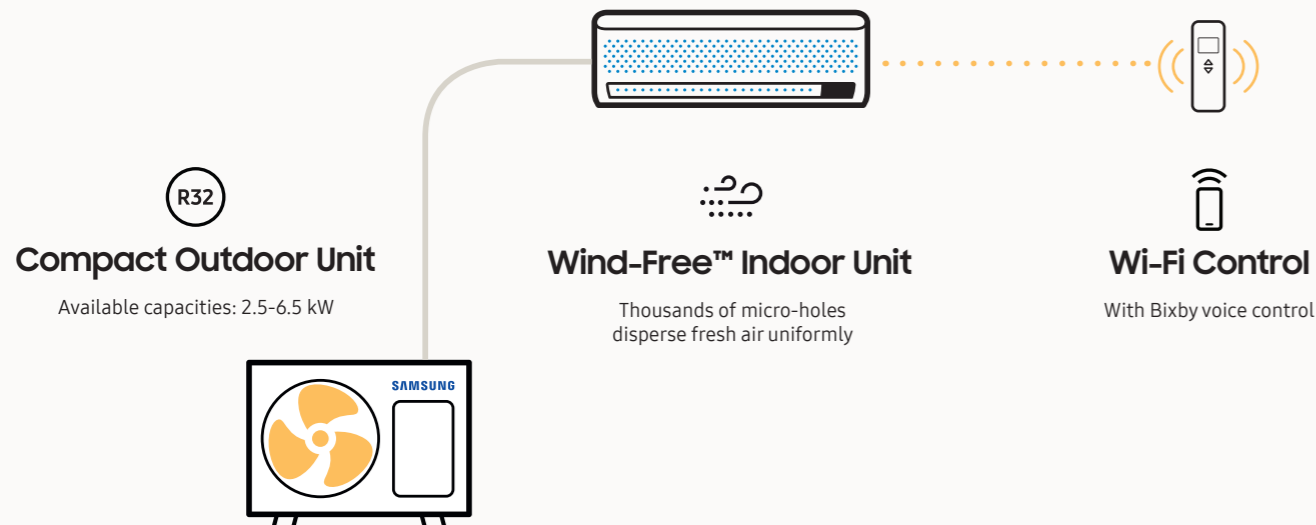
The set temperature is reached in Fast Cooling mode, and the front panel closes.



Step 3

Wind-Free™ mode spreads fresh air uniformly through thousands of micro-holes.

Unique Samsung Solution



Wi-Fi Control

Temperatures in your home can be managed remotely using the SmartThings App¹. Turning it on and off, selecting the cooling mode, scheduling its operation or monitoring the power consumption is just one touch away. The Bixby 2.0 Artificial Intelligence (AI) system² analyses and predicts your needs so it can suggest the best settings for inside your home.

¹Available on Android and iOS devices. A Wi-Fi connection and Samsung SmartThings account are required. ²Voice control is supported in English (US, UK, Indian), Chinese, Korean, French, German, Italian and Spanish. Portuguese is scheduled to be supported by the end of 2019.



AI Auto Comfort

AI Auto Comfort¹ introduces you to an intelligent way of living. To make life simpler and more efficient, it analyses room conditions and usage patterns². Based on your preference and the temperatures outside, it automatically adjusts the temperature to optimise the room's climate conditions, guaranteeing total comfort at all times.

¹AI = Artificial Intelligence. A Wi-Fi connection and Samsung SmartThings application account are required. ²Stores user data, preferences and usage patterns to suggest the most useful options.



SmartThings

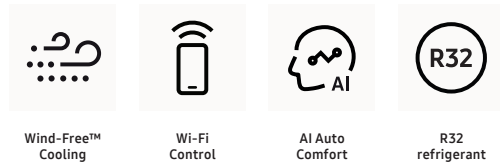
Samsung SmartThings adds smartness to your home. Connect, automate and manage all your Samsung and SmartThings-compatible appliances and electronics with a single, easy-to-use App¹. Getting started is easy with a Samsung Account. Once you have created your SmartThings profile, the App automatically finds compatible devices².

¹Available on Android and iOS devices. A Wi-Fi connection and Samsung SmartThings account are required. ²Consult relevant user guide/manual to ensure product compatibility with Samsung SmartThings.



Specifications

Wind-Free™ Comfort



Indoor Unit		AR09TXFCAWKNEU	AR12TXFCAWKNEU	AR18TXFCAWKNEU	AR24TXFCAWKNEU	
Outdoor Unit		AR09TXFCAWKXEU	AR12TXFCAWKXEU	AR18TXFCAWKXEU	AR24TXFCAWKXEU	
Capacity						
Capacity	Cooling (Nominal)	kW	2.5	3.5	5.0	6.5
	Cooling (Min–Max)	kW	0.9–3.4	0.9–4.0	1.6–6.7	1.4–7.6
	Heating @ +7 °C	kW	3.2	3.5	6.0	7.4
	Heating (Min–Max)	kW	0.9–4.5	0.9–5.0	1.3–8.0	1.2–9.4
	Heating @ -5 °C	kW	2.74	3.09	4.84	6.00
	Heating @ -10 °C	kW	2.48	2.87	4.57	5.55
	Heating @ -15 °C	kW	2.29	2.58	4.58	5.66
Performance						
Energy Efficiency Cooling	SEER ¹	W/W	6.7/ A++	6.5/ A++	6.8/ A++	6.4/ A++
	Power Consumption	kWh/a	131	188	257	355
	Pdesignc	kW	2.5	3.5	5.0	6.5
	EER	W/W	3.57	2.87	3.60	3.33
Energy Efficiency Heating	SCOP ¹	W/W	4.0/ A+	4.0/ A+	3.8/ A	3.8/ A
	Power Consumption	kWh/a	735	770	1,400	1,511
	Pdesignh (average)	kW	2.1	2.2	3.8	4.1
	COP ¹	W/W	3.81	3.72	3.51	3.15
Moisture Removal		l/h	1.0	1.5	2.0	2.5
Maximum Airflow (Cooling)	Indoor Unit	m ³ /min	10.3	10.7	16.6	17.3
	Outdoor Unit	m ³ /min	28.0	28.0	50.0	50.0
Sound Power	Indoor Unit (Cooling)	dB(A)	54	56	58	62
	Outdoor Unit (Cooling)	dB(A)	63	64	65	68
Sound Pressure	Indoor Unit High/Silent Mode	dB(A)	37/19	38/19	41/25	45/26
	Outdoor Unit High	dB(A)	46	47	51	54
Operating Temperature Range	Cooling	°C	-10–46	-10–46	-10–46	-10–46
	Heating	°C	-15–24	-15–24	-15–24	-15–24
Electrical Data						
Power Source		Φ, V, Hz	1Φ, 220–240 V, 50 Hz	1Φ, 220–240 V, 50 Hz	1Φ, 220–240 V, 50 Hz	1Φ, 220–240 V, 50 Hz
Compressor Type	Outdoor Unit	Type	BLDC Rotary	BLDC Rotary	BLDC Rotary	BLDC Rotary
Power Consumption	Cooling	W	700	1,200	1,390	1,950
	Heating	W	840	940	1,710	2,350
Operating Current	Cooling	A	3.4	4.5	6.4	8.8
	Heating	A	3.7	5.1	7.8	10.5
Dimensions						
Net Dimensions (W x H x D)	Indoor Unit	mm	820 x 299 x 215	820 x 299 x 215	1,055 x 299 x 215	1,055 x 299 x 215
	Outdoor Unit	mm	660 x 475 x 242	660 x 475 x 242	880 x 638 x 310	880 x 638 x 310
Net Weight	Indoor Unit	kg	8.9	8.9	11.5	11.6
	Outdoor Unit	kg	23.0	23.0	39.7	43.2
Refrigerant						
Refrigerant	Type		R32 (contains fluorinated greenhouse gases. GWP = 675)			
	Charging (for 5 m)	kg	0.70	0.70	1.30	1.15
	Charging Ton Equivalent CO ₂	tCO ₂ e	0.47	0.47	0.88	0.78
	Additional Refrigerant Charging	g/m	15	15	15	15
Piping Connections	Liquid Pipe	ø, mm (inch)	6.35 (1/4)	6.35 (1/4)	6.35 (1/4)	6.35 (1/4)
	Gas Pipe	ø, mm (inch)	9.52 (3/8)	9.52 (3/8)	12.70 (1/2)	15.88 (5/8)
Piping Length	Min/Max (ODU to IDU)	m	3/15	3/15	3/30	3/30
Piping Height	Max	m	8	8	15	15
Piping Connections	Drain Pipe	ø, mm	ø16.3, 550 mm	ø16.3, 550 mm	ø16.3, 550 mm	ø16.3, 550 mm

Accessory



Wireless Remote Controller (included)

¹ Energy labels as shown are according to EU No 626/2011 (LOT10) label classification 2019, on a scale from D to A+++.